

# My Bible Words

## Lesson 12

Accept, LORD, the willing praise of my mouth and teach me your laws.

Psalm 119:108

### feast of thanksgiving

Bible feasts were special holidays.  
A feast of thanksgiving was a special time to thank God.

### music to play

Bible people played thank-you songs.  
They hit cymbals together.  
They played the strings on harps.  
They blew into long trumpets.


### singers

Some Bible-time people praised God by singing songs together.  
These singers sang praises to God at the feast of thanksgiving.

### singers



### cymbals (SIM-buls)




### harps



### trumpets



# How Did They Show Thanks?



1. The people sang songs of thanksgiving.
2. The people played songs for God on cymbals and harps and trumpets.
3. King Solomon prayed a thank-you prayer.
4. King Solomon said that he and the other people would obey God.

**Directions:** Each picture shows one way that King Solomon and the people showed thankfulness to God. Read one sentence at a time. Find the matching picture and put the sentence number there. Discuss ways we can show thankfulness to God today.

# Psalm 119:108

The words of Psalm 119:108 are hidden in the ears of corn.  
Find them by crossing out all the kernels with the letters  
B or V in them. Arrange the remaining kernels,  
in order, on the lines.



\_\_\_\_\_

\_\_\_\_\_

\_\_\_\_\_. Psalm 119:108

**Directions:** Cross out all the kernels with the letter B or V in them. Arrange the remaining kernels, in order, on the lines. Then talk about how you can praise God.

# word box

food to eat  
songs to sing

flowers to smell  
people to hug

Print the right words under each picture.

## Thank You, God, for




Illustration by Jenny Williams

**Directions:** Decide which phrase goes with which picture, copying the words in the blanks and completing the picture outlines. Then say the title before repeating each phrase and doing the motion. Make up phrases and motions to put together for a prayer.